



ISSN: 0974 - 0376

The Ecoscan : Special issue, Vol. 1; 155 - 159
AN INTERNATIONAL QUARTERLY JOURNAL OF ENVIRONMENTAL SCIENCES
www.theecoscan.in

EFFECTS OF SUBLETHAL DOSES OF MALATHION ON REGENERATION OF EARTHWORM *D. WILLSI*

Tanuja Kumari and M. P. Sinha

KEYWORDS

Drawida willsi
Malathion
Orientation
Single agricultural dose
Double agricultural dose of
Malathion

Paper presented in 3rd International Conference on
Climate Change, Forest Resource and Environment
(ICCFRE, 2011)
December 09 - 11, 2011, Thiruvananthapuram,
organized by
Department of Environmental Sciences,
University of Kerala
in association with
National Environmentalists Association, India
www.neaindia.org



TANUJA KUMARI AND M. P. SINHA*

Department of Zoology, Ranchi University, Ranchi - 834 008, Jharkhand, INDIA

E-mail: m_psinha@yahoo.com

ABSTRACT

Malathion is an organophosphate which is indiscriminately used in agriculture, house and gardens and has lethal effects on many organisms. Earthworms are one of the non-target species which are adversely affected due to increased use of Malathion in modern agricultural practices. The main theme of the present study is to assess the effect of Malathion on the earthworm, *Drawida willsi*, were transected in different orientation like 25, 50 and 75% anterior portion and similarly 25, 50 and 75% posterior portion and thereafter inoculated into plastic pots containing soil mixed with single and double agricultural doses of Malathion. Habitat soil was taken as control. Measurements were carried after making earthworms straight on ice at an interval of four days for the length regenerated. The one way ANOVA showed that the regeneration abilities were significantly affected by different doses of Malathion ($p < 0.01$). With respect to the control no regeneration took place upto 8th day in single agricultural dose, however in maximum cases complete inhibition of regeneration was seen in double agricultural doses of Malathion. The double agricultural dose of Malathion seems to be more harmful in altering life functions of non target soil organisms and thus care should be exercise to select compounds that do not excessively damage earthworm population.

INTRODUCTION

The nutrients recycled by the processes of decomposition of dead organic matter provides the major nutrients source for the growth of plants. Decomposition is brought about by the whole range of micro-organisms, fungi and soil animals that live in soil. Earthworms are important contributors to the decomposition process. In addition to helping in decomposition, earthworms along with termites are the main agents which bring about physical modification of soil profiles. By burrowing, cast formation and construction they move materials between and within soil horizons, mixing organic and inorganic soil constituents, disintegrating and reforming soil aggregation and modifying soil structure porosity, aeration and water infiltration. Both are very successful animal groups, about 3000 species of earthworms and 2000 species of termites are known (Lee, 1983). As earthworms play an important part in enhancement of soil structure and fertility, the benefit to plant growth as a result of earthworm activity is greatly recognized (Delahaut and Koval, 1989).

Earthworm have an unavoidable beneficial role, however, remain neglected during pest control practices (Faheem and Khan, 2010). The development of new biocides to control microbial, fungal, animal and plant pests in agricultural and pastoral industries has been a feature of modern agricultural chemistry. Their use has made it possible to greatly increase food production and it would not be possible to maintain or increase present levels of nutrition for the expending human population without these potential chemicals particularly in a country like India. However, it is important to understand that their effects are not necessarily confined to species that do harm to the crops or domestic animals whose protection is intended. Some of the most effective pesticides are infact broad – spectrum biocides, whose effects include the accidental destruction of beneficial species. Indiscriminate use of pesticides to suppress pests may results in the derangement of soil ecosystems leading to the destruction of many beneficial soil organisms (Anderson, 1978). Pesticides reach the soil directly, by their intentional application to the soil, to the foliage of crops and also through the seeds treated with pesticides during their storage (Bernhart and Vestal, 1983). Pesticide in soil may be accumulated by worms through two processes, either by injecting contaminated soil and by absorption from the soil water (Bruninger *et al.*, 1995; Viswanathan, 1994) Organisms exposed to toxic chemicals, depending on the concentration and site of action may alter the physiological site of functions. In some cases, organisms may succumb to adapt to the change, whereas in other cases they may successfully adapt to the change, and recover from the exposure (Zachariassen, 1991).

Numerous reports have demonstrated the adverse effects of pesticides on earthworms (O'Brien, 1967; Randall *et al.*, 1972; Senapati *et al.*, 1992; Stenerson, 1979; Lofs-Holmin, 1982). The toxicity of pesticides to earthworms deals predominantly with recently some research has focused on measuring sublethal effect on the either of the animal physiology (Reproduction and weight loss) or behavior (avoidance) (Reinecke *et al.*, 2002). Neuhauser and Callahan (1990)

*Corresponding author

have observed the recovery of growth and reproduction in *E. foetida* following short term exposure to sublethal concentration of Dendrin and Carbaryl. Panda and Sahu (1999) have reported, recovery of growth and reproduction of *D. willsi*. The present paper deals with the study of effect of Malathion (a widely used organophosphorus insecticides) on regeneration of *D. willsi* (a cropland earthworm) in normal and under stressed laboratory conditions.

MATERIALS AND METHODS

Earthworms *D. willsi* for experiment were collected and stored from cropland soil. For gut evacuation, they were kept in glass jars for a day such that 3/4th part was immersed in water and 1/4th part was exposed. Individuals with any indication of damage by collecting were rigorously rejected and only those which were clitellate were used. The worms were left in moist soil, taken from the habitat of the worm kept in a plastic pot, for one week. Transections were made under a dissecting binocular microscope using sharp razor blade exactly across the worm on an intersegmental furrow beginning at 28/29 in one series, at 56/57 in second series and at 84/85 in third series in different orientation. Anterior parts of three series were called as anterior 25%, anterior 50%, anterior 75% and posterior parts as posterior 75%, posterior 50%, posterior 25%. After cutting all fragments from the same level were kept together in one pot under oxygenated condition at room temperature (28±2°C). Habitat soil was used as control. Agricultural recommended dose 2.2 mg Malathion per kg soil as a single dose and 4.4 mg Malathion per kg soil as a double dose was used to study the toxic impact of Malathion with respect to control. These concentrations were prepared in dilutions of acetone and sprayed on to the soil surface. After evaporation of the solvent the treated soil was thoroughly mixed to distribute the insecticide evenly and enough water was added to maintain the moisture content.

RESULTS AND DISCUSSION

In anterior 25% segments of earthworm *D. willsi* initially both in treated and untreated soil showed no regeneration till 8th day. After 8th day 2.2 mg /kg Malathion treated soil has shown similar trend as untreated soil but in 4.4 mg/kg treated soil no regeneration took place after 8th day. The one way ANOVA analysis showed that the result is significant (p<0.01) (Table 1).

Anterior 50% showed totally different results in three types of soil. 4.4 mg/kg treated soil showed complete inhibition of regeneration however in 2.2 mg/kg treated soil regeneration could be seen till 8th day after 12th day no regeneration took place, which is not in accordance with the trend observed in control where regeneration continued till the end of the experiment (Table 2) and the results were found to be significant (p<0.01). Malathion, in single dose has shown its peak on 12th day before and after the day regeneration was inhibited in anterior 75% segment. Double dose of Malathion has shown inhibition of regeneration till 12th day after which it is enhanced. Regular regeneration could be seen in control soil (Table 3).

Regeneration in posterior 50% portion of earthworm in control

Table 1: Regeneration of anterior 25% segment of earthworm *D. willsi* following application of different agricultural doses of Malathion

Days	control	Doses of malathion in soil			F (Anova)	p
		2.2mg/kg	4.4mg/kg			
o	1.6±0.18	1.7±0.24	2.4±0.08			
4th	1.6±0.18	1.7±0.24	2.4±0.08	22.80	0.003	
8th	1.6±0.18	1.7±0.24	2.5±0.08	22.80	0.003	
12th	1.7±0.18	1.8±0.24	2.5±0.07	22.80	0.003	
16th	1.8±0.18	1.9±0.24	2.5±0.07	15.21	0.001	
20th	1.9±0.12	2.0±0.24	2.5±0.08	13.32	0.002	

Table 2: Regeneration of anterior 50% segment of earthworm *D. willsi* following application of different agricultural doses of Malathion

Days	control	Doses of malathion in soil			F	p
		2.2mg/kg	4.4mg/kg			
o	2.5±0.25	3.8+0.33	2.9+0.53			
4th	2.6±0.25	3.8+0.33	2.9+0.53	9.99	0.005	
8th	2.8+0.28	3.8+0.33	2.9+0.53	7.68	0.01	
12th	2.9+0.28	3.9+0.33	2.9+0.53	8.37	0.008	
16th	3.2+0.36	3.9+0.33	2.9+0.53	5.78	0.02	
20th	3.3+0.36	3.9+0.33	2.9+0.53	5.50	0.02	

Table 3: Regeneration of anterior 75% segment of earthworm *D. willsi* following application of different agricultural doses of Malathion

Days	control	Doses of Malathion in soil			F	p
		2.2mg/kg	4.4mg/kg			
o	4.8±0.08	2.6±0.24	4.1±0.21			
4th	5.1±0.08	2.6±0.24	4.1±0.21	167.64	0.001	
8th	5.3±0.11	2.6±0.24	4.1±0.21	183.00	0.001	
12th	5.4±0.09	2.7±0.24	4.1±0.21	185.46	0.001	
16th	5.6±0.09	2.7±0.24	4.4±0.09	214.12	0.001	
20th	5.8±0.09	2.7±0.24	4.6±0.12	249.43	0.001	

Table 4: Regeneration of posterior 50% segment of earthworm *D. willsi* following application of different agricultural doses of Malathion

Days	control	Doses of Malathion in soil			F	p
		2.2mg/kg	4.4mg/kg			
o	1.9±0.08	3.8±0.24	2.9±0.53			
4th	2.0±0.51	3.8±0.24	2.9±0.53	27.84	0.0001	
8th	2.2±0.08	3.8±0.24	2.9±0.53	22.05	0.0003	
12th	2.4±0.09	3.8±0.24	2.9±0.53	18.77	0.0006	
16th	2.6±0.13	3.8±0.24	2.9±0.53	13.74	0.001	
20th	2.7±0.17	3.8±0.24	2.9±0.53	11.90	0.002	

Table 5: Regeneration of posterior 75% segment of earthworm *D. willsi* following application of different agricultural doses of Malathion

Days	control	Doses of Malathion in soil			F	p
		2.2mg/kg	4.4mg/kg			
o	5.8±0.33	3.2±0.08	3.0±0.16			
4th	6.0±0.37	3.4±0.12	3.0±0.14	182.77	0.001	
8th	6.1±0.36	3.5±0.08	3.0±0.16	207.75	0.001	
12th	6.1±0.36	3.7±0.05	3.1±0.16	195.38	0.001	
16th	6.1±0.36	3.7±0.05	3.1±0.16	195.38	0.001	
20th	6.1±0.36	3.7±0.05	3.1±0.16	195.38	0.001	

soil was observed upto 20th day. One way analysis of Variance (ANOVA), however showed significant effect of Malathion on

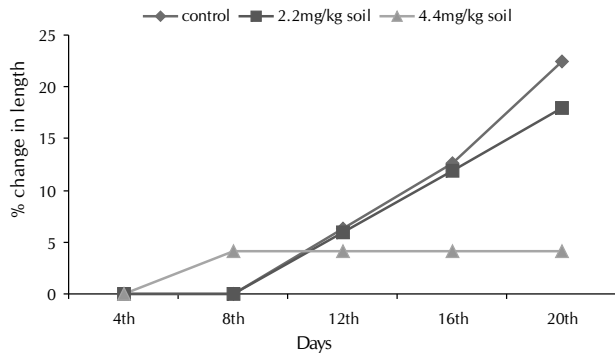


Figure 1: Percentage change in length of anterior 25% segment of earthworm *D. willsi* following application of different agricultural doses of Malathion

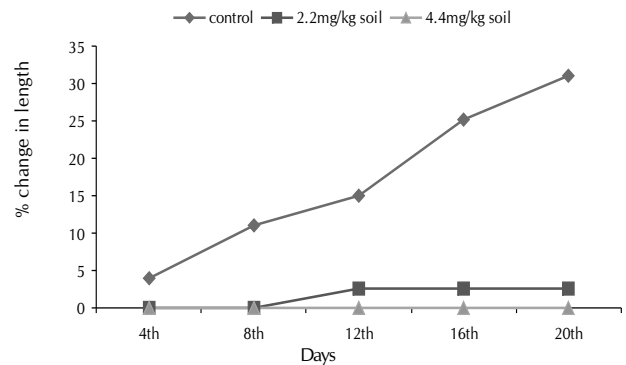


Figure 2: Percentage change in length of anterior 50% segment of earthworm *D. willsi* following application of different agricultural doses of Malathion

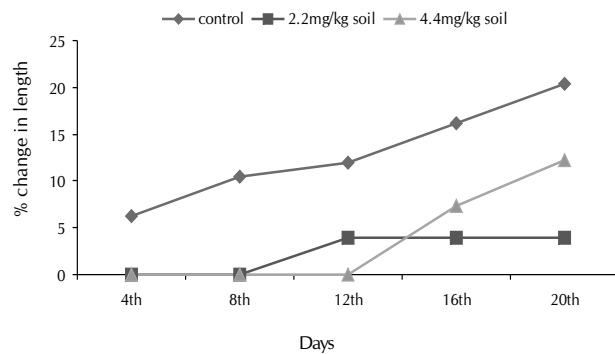


Figure 3: Percentage change in length of anterior 75% segment of earthworm *D. willsi* following application of different agricultural doses of Malathion

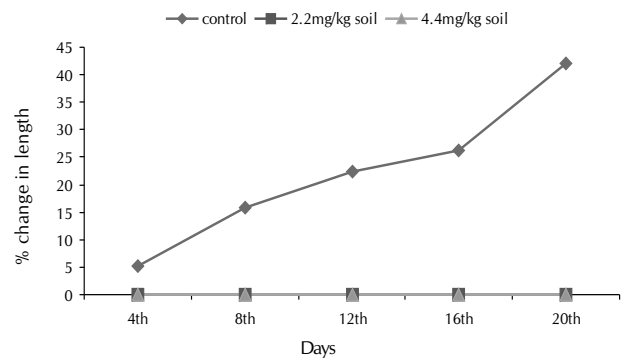


Figure 4: Percentage change in length of posterior 50% segment of earthworm *D. willsi* following application of different agricultural doses of Malathion

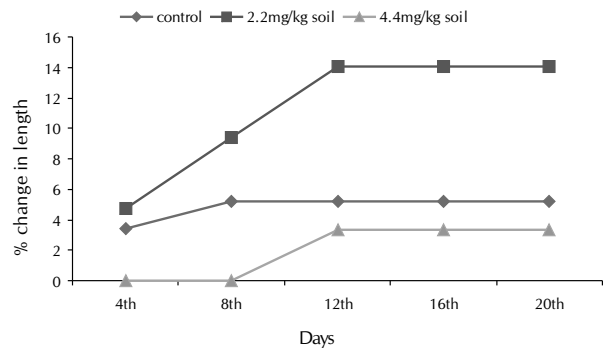


Figure 5: Percentage change in length of posterior 75% segment of earthworm *D. willsi* following application of different agricultural doses of Malathion

2.2 mg/kg and 4.4 mg/kg treated soil segments upto 20th day ($p < 0.01$) (Table 4).

Segment having posterior 75% portion, treated in single agricultural dose soil got inhibited after 12th day. Portion in double agricultural dose soil was inhibited till 8th day. On 12th day it showed its peak and thereafter again remained inhibited, however, segment in control soil showed regeneration upto 8th day (Table 5). Different doses of Malathion on all the segments at different intervals significantly ($p < 0.01$) affected the process of regeneration. Posterior 25% was unable to survive in both single and double agricultural dose of Malathion.

In the present experiment anterior segments treated with single agricultural dose showed no regeneration till 8th day after which regeneration took place. The effect of organophosphorous compounds are short lived (Verstraete and Voets, 1977). Malathion degrades rapidly in soil, with reported half-life ranging from hour to approximately 1 week (Konrad *et al.*, 1969; Gibson and Burns, 1977; Howard, 1991). Half life values in soil of 3-7 days (Bradman *et al.*, 1994). The toxic effects of Malathion are attributed to the acetyl cholinesterase inactivation that occurs after sufficient parent compound is oxidized to Malaoxan (Talcott, 1979). Posterior segments in single agricultural dose Malathion soil showed different result as 50% was completely inhibited. Kumari *et al.* (2010) reported that anterior segments of earthworm showed maximum regeneration towards posterior direction, however, ability to regenerate in anterior direction by posterior segments is less. This difference of regeneration shown by anterior and posterior segments may be due to absence of brain and supraesophageal ganglion in posterior segments (Bedate and Sequers, 1984). A stimulatory factor or growth factor from the brain is probably required for release of a regeneration factor from subesophageal ganglia or nerve cord neurosecretor cell (Bedate and Sequers, 1984). Both single and double agricultural doses of Malathion have decreased the percentage change in length of different portions of earthworm (Figs. 1 to 5). In double agricultural dose majority segments has shown complete inhibition of regeneration. It seems double

agricultural dose of Malathion is more harmful in altering the life functions of non target soil organisms and thus should be avoided. Posterior 25% segment of earthworm in both doses of Malathion has not survived. This is in accordance with the Drewes and Vining (1984) who reported that recovery may not occur in some cases after exposure to Benomyl pesticide. In respect with earthworms it is significant that it kills organisms through intake or contact by distressing the nervous system (Bacey, 2003).

From the preceding account of the importance of earthworms in promoting soil fertility and plant growth it is obvious that care should be exercised to select compounds that do not excessively damage earthworm population.

REFERENCES

- Anderson, J. R. 1978.** Pesticide effects on non target soil micro-organisms. *Pesti. Microbiol.* pp.313-533.
- Bacey, J. 2003.** Environmental Fate of Imidacloprid. "Environmental Monitoring & Pest Management Branch, Department of Pesticide Regulation. California.
- Bedate, M. A. and Sequers, E. 1984.** Suggested regularatory mechanisms for caudal regeneration in *Allolobophora mollori* (Anellida: Oligochaeta).
- Bernhart, C. L. H. and Vestal, R. 1983.** Effects of environmental Toxicants on metabolic activity on natural microbial communities. *Appl. and Environ. Microbiol.* **46:** 970-977.
- Bradman, M., Harnly, M. E. and Goldman, L. R. 1994.** Malathion and the malaoxon environmental levels used for exposure assessment and risk characterization of aerial applications to residential areas of southern California, 1989-1990. *J. Expo. Anal. Environ. Epidemiol.* **4(1):** 49 - 63.
- Bruninger, B., Viswanathan, R. and Beese, F. 1995.** CO₂ production in three earthworm species exposed to terbutylazine and carbofuran in food. *Ecotox. Environ. Safety.* **32:** 68-72.
- Delahaut, K. A. and Koval, C. F. 1989.** Nature's Aerators. "Golf Course Manaemenl. **58(3):** 136-140.
- Drewes, C. D. and Vining, E. P. 1984.** In vivo neurotoxic effects of Dieldrin on giant nerve fibers and escape reflex function in the earthworm *Eisenia foetida*. *Pestic. Biochem. Physid.* **22:** 93-103.
- Faheem, M. and Khan, M. F. 2010.** Toxicity of Imidacloprid (Nicotinoid) against earthworm, *Pheretima posthuma* with reference to its effects on protein. *J. Basic and App. Sc.* **6:** 55-62.
- Gibson, W. P. and Burns, R. G. 1977.** The breakdown of malathion in soil and soil components. *Microb. Ecol.* **3:** 219-230.
- Howard, P. H. 1991.** Handbook of environmental degradation rates. Chelsea, MI: Lewis Publishers.
- Inglesfield, C. 1984.** The toxicity of the Pyrethroid Insecticides Cypermethrin and WL 85871 to the earthworm. *Bull. of environ. and conta. Toxicol.* **33:** 568-570.
- Konrad, J. G., Chesters, G. and Armstrong, D. E. 1969.** Soil degradation of malathion, a phosphorodithioate insecticide. *Soil Sci. Soc. Am. Proc.* **33:** 259-262.
- Kumari, T., Panday, K. K. and Sinha, M. P. 2010.** Regeneration potentiality of *perionyx Sansibaricus* in context of orientation. *Special issue The Bioscan.* **2:** 397-402.
- Lee, K. E. 1983.** Earthworms. Their ecology and relationship with soils and land use. Academic Press, Australia. p.411.
- Lofs-Holmin, A. 1982.** Influence of routine pesticide spraying on earthworms (Lumbricidae) infield experiments with winter wheat. *Swed. J. Agric. Res.* **12:** 121-123.
- Neuhauser, E. F. and Callahan, C. A. 1990.** Growth and reproduction of earthworm *Eisenia fetida* exposed to sublethal concentrations of organic chemicals. *Soil Bio. and Biochem.* **22(2):** 175-179.
- O'Brien, R. D. 1967.** Effects of induction by pentobarbital upon susceptibility of mice to insecticides. *Bull. Environ. Contam. Toxicol.* **2:** 162-168.
- Panda, S. and Sahu, S. K. 1999.** Effect of Malathion on the growth and reproduction of *Drawida willsi* (oligochaeta) under laboratory conditions. **31:** 363-366.
- Randall, R., Butler J. D. and Hughes, T. D. 1972.** The effect of pesticides on Thatch Accumulation and Earthworm population in 'Kentucky' Bluegrass Turf. *Hort Science.* **7:** 64-65.
- Reinecke, A. J., Meboeta, M. S., Vermeulen, L. A. and Reinecke, S. A. 2002.** Assessment of lead nitrate and mancozeb toxicity in earthworms using the avoidance response. *Bull. Environ. Cont. and toxicol.* **68:** 779-786.
- Roberts, B. L. and Wyman, D. H. 1985.** Hazard of chemicals to earthworms. *Environmental Toxicology and Chemistry.* **4:** 307-323.
- Senapati, B., Beiswa, J., Pani, S. and Sahu, S. 1992.** Ecotoxicological effects of Malathion on earthworms. *Soil Biol. Biochem.* **24:** 1719-1722.
- Stenerson, J. 1979.** The action of pesticides on earthworms. Part 1: the toxicity of Cholinesterase inhibiting insecticides to earthworms as evaluated by laboratory test. *Pesti. Sc.* **10:** 66-74.
- Talcott, R. E. 1979.** Biochemistry of malathion. *Toxicol. Appl. Pharmacol.* **47:** 145-150.
- Verstraete, W. and Voets, J. P. 1977.** Soil microbial and biochemical characteristic in relation to soil management and soil fertility. *Soil. Bio. and Biochem.* **9:** 253-258.
- Viswanathan, R. 1994.** Earthworms and assessment of ecological impact of soil denobiotics chemosphere. **28:** 413-420.
- Zachariassen, K. E. 1991.** Physiological parameters in ecotoxicology. *Comp. Biochem. Physiol. C.* **100:** 77-79.

